

BRONZE GATE VALVES

[RISING SPINDLE & NON RISING SPINDLE]

AS PER IS 778 CLASS I/ CLASS II



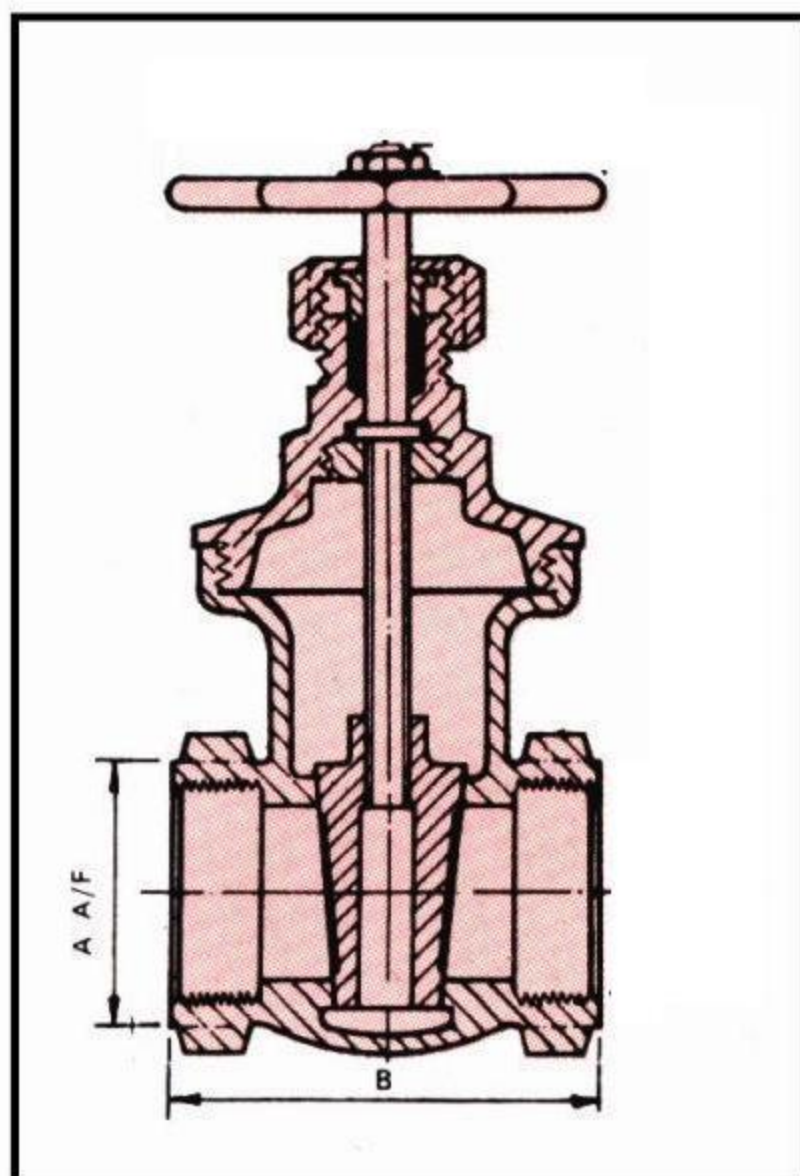
SPECIFICATIONS	
MATERIAL	BRONZE
END CONNECTIONS	FLANGED, SCREWED
WORKING PRESSURE	10.5 Kg/sq.cm (149.34 psi) COLD NON SHOCK
TESTING PRESSURE	21 Kg/sq.cm (298.68 psi) HYDRAULIC
MANUFACTURING STANDARDS	AS PER IS 778
TESTING STANDARDS	BS 6755 PART - I
SIZE RANGE	SCREWED 10-80 MM, FLANGED-15-80MM
TYPES	RISING STEM, NON-RISING STEM



BILL OF MATERIAL			
SR. NO.	DESCRIPTION	MATERIAL	QUANTITY
01	BODY	BRONZE CONFIRMING TO IS 318 Gr2	01
02	CAP	BRONZE CONFIRMING TO IS 318 Gr2	01
03	GATE	BRONZE CONFIRMING TO IS 318 Gr2	01
04	SPINDLE	EXTRUDED BRASS BAR CONFIRMING TO IS 319	01
05	GLAND	BRASS / BRONZE	01
06	GLAND NUT	BRASS / BRONZE	01

SCREWED END VALVES

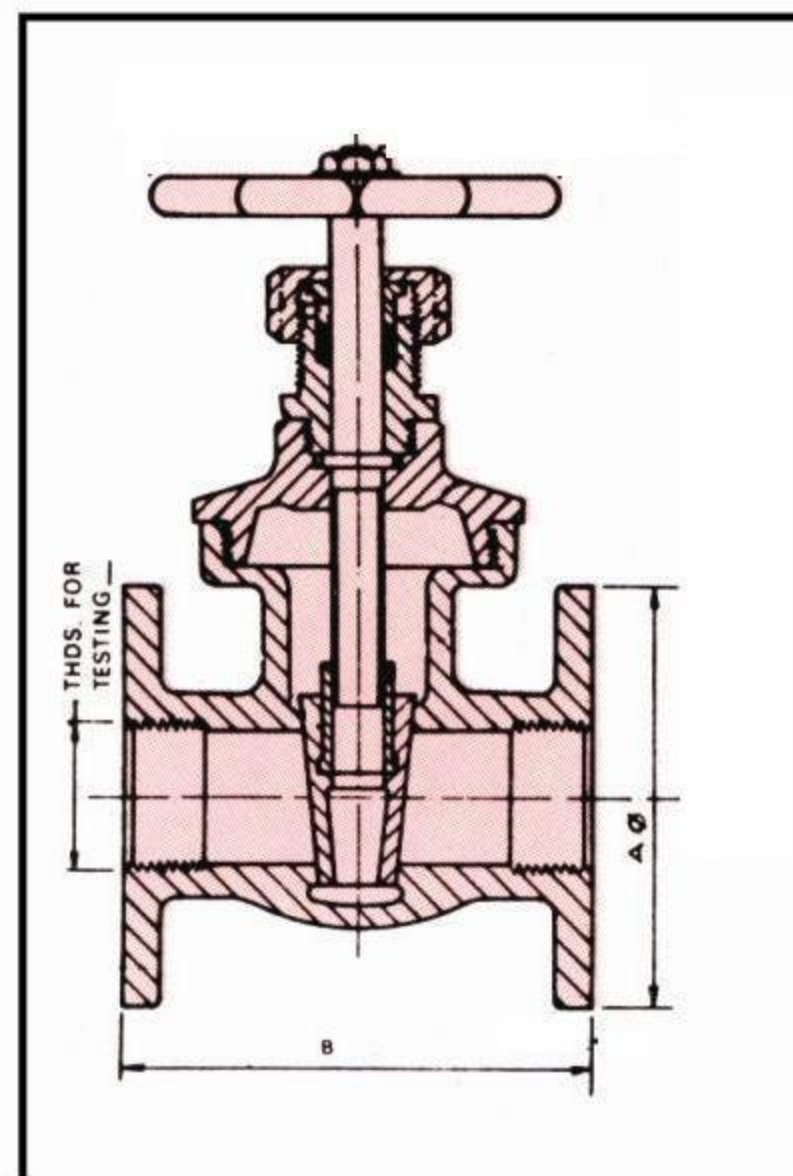
GATE VALVE NON RISING SPINDLE



DIMENSION		
SIZE	A-A/F	B
mm	mm	mm
10	23.5	50
15	28.5	60
20	34.5	60
25	42.5	70
32	54	80
40	58	90
50	72	100
80	102.5	125

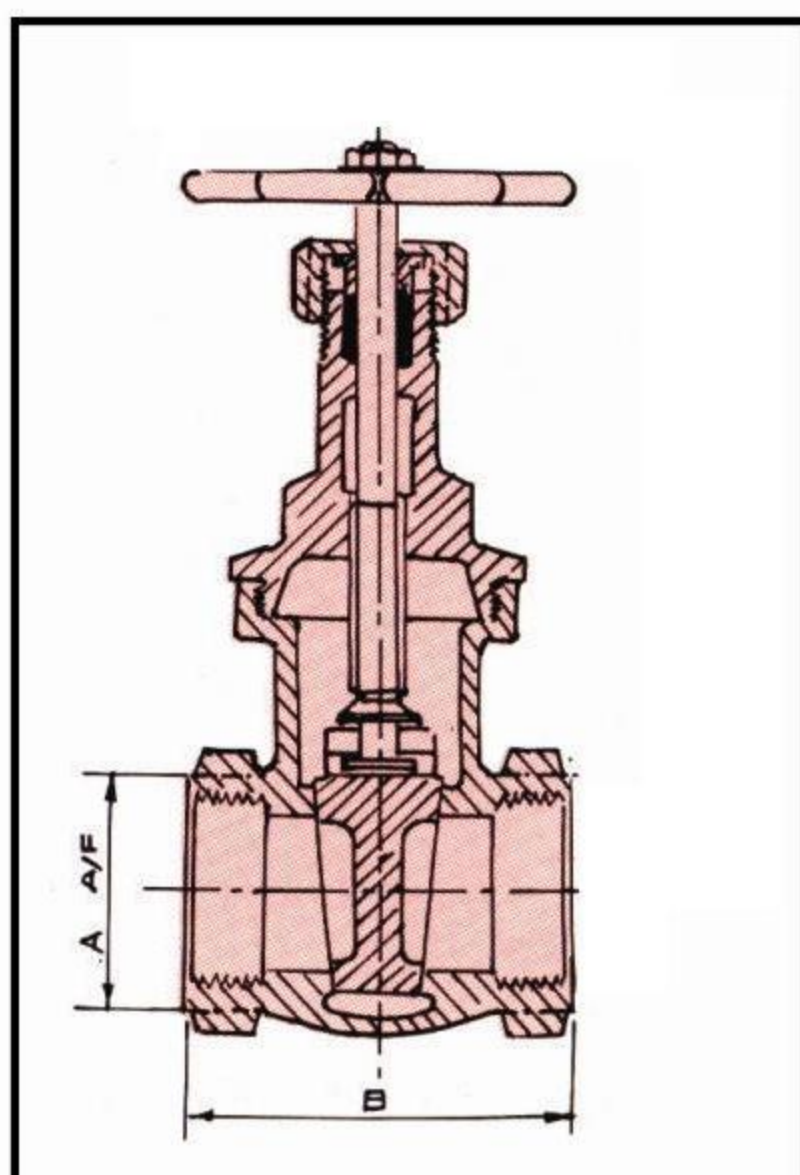
FLANGED END VALVES

GATE VALVE NON RISING SPINDLE



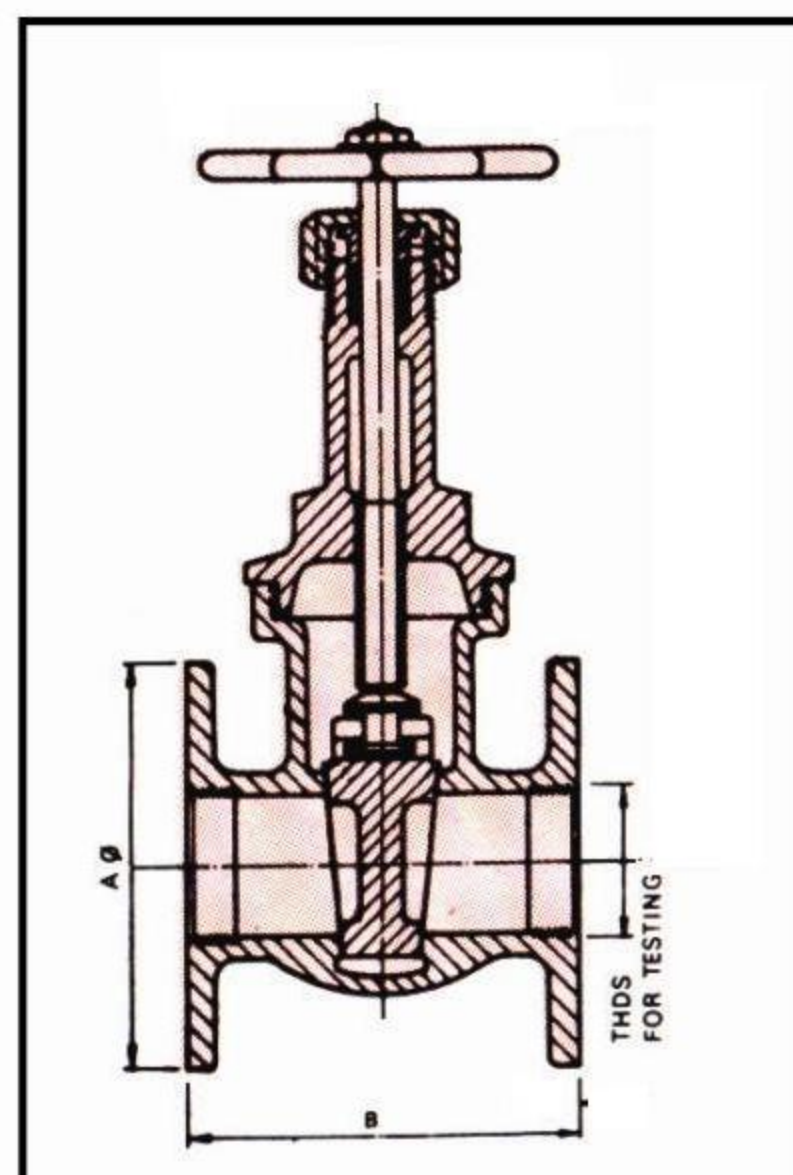
DIMENSION		
SIZE	Ø A	B
mm	mm	mm
15	95	72
20	105	76
25	115	90
32	140	100
40	150	110
50	165	120
80	200	150

GATE VALVE RISING SPINDLE



DIMENSION		
SIZE	A	B
mm	mm	mm
10	23.5	50
15	28.5	60
20	34.5	60
25	42.5	70
32	54	80
40	58	90
50	72	100
80	102.5	125

GATE VALVE RISING SPINDLE



DIMENSION		
SIZE	Ø A	B
mm	mm	mm
15	95	72
20	105	76
25	115	90
32	140	100
40	150	110
50	165	120
80	200	150